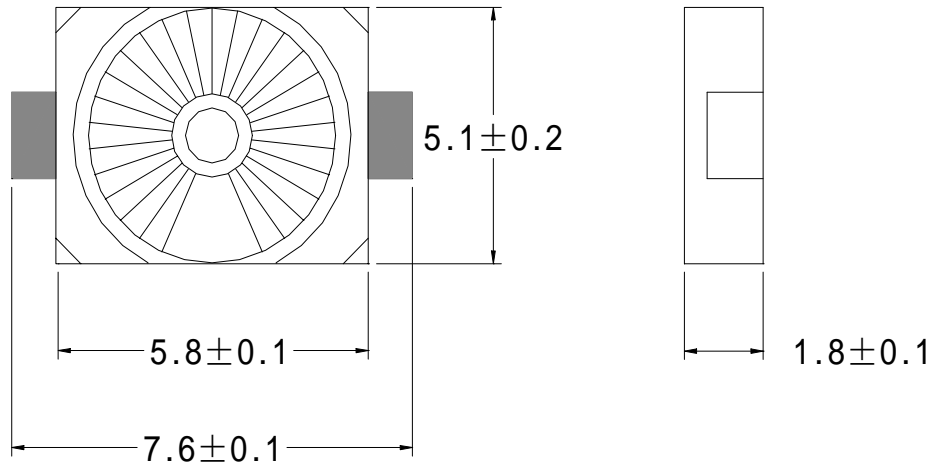
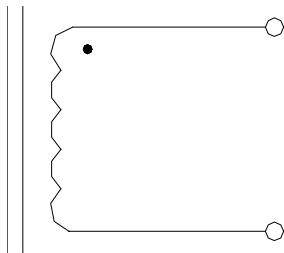


TB Serises

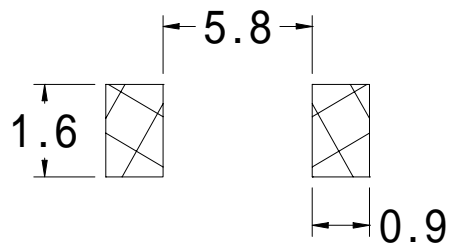
MECHANICAL DIMENSIONS(mm)



SCHEMATIC



MOUNTING PATTERN



ELECTRICAL CHARACTERISTICS

Part No.	Electrical Performance		
	INDUCTANCE (μ H)	DCR(Ω) Max	RATED DC CURRENT(A)
TB05-150	15	0.23	0.6

Test: HP4275A 100KHz 0.1V 25°C